

Wheels


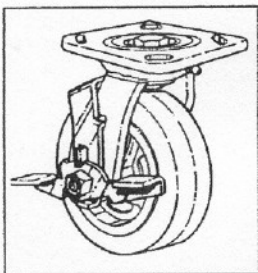
Wheels are available with either roller bearing or steel spanner bushing. A wide range of wheel types and sizes are available to suit every application. When selecting a wheel, always consider use, load weight and rolling surface.

Wheel Brake

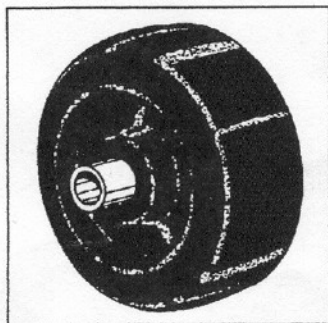
Tread-gripping action locks wheel, prevents rolling. Step "on" to set, "off" to release. Simple cam mechanism has no connecting linkage to wear or misalign. Prepunched caster legs make installation quick and easy. All 'S' Series Casters come standard with brake kit adaptability.

TYPICAL USES: On equipment that must be secured in place. Stop accidents before they happen.


Wheel brake is shown on a 6" caster. Available installed on any size caster or in easy-to-use kit form.



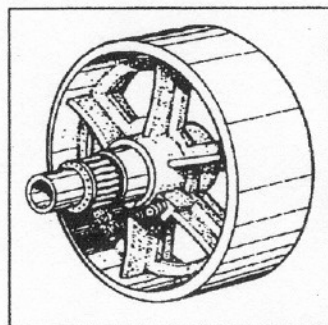
Moldon Rubber



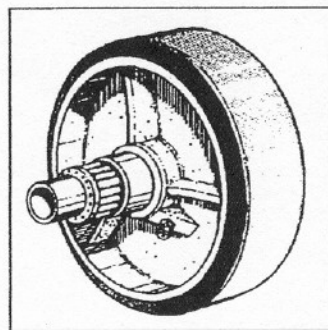
Poly -O-



Phenolic w/Steel Bushing



Semi-Steel



Moldon Rubber.

Rubber molded on steel-center wheel. Our tread features "sure-grip" bonding to insure long life and non-separation. Highly shock absorbing, offering maximum load protection and quiet movement. A zerk fitting is installed in the wheel hub. Recommended for most general load applications.

Poly -O-

A specially made co-polymer polypropylene material. This heavy duty wheel is wear-resistant, durable to insure a long life. Recommended when impact resistance is required, offering a 1,000 load capacity.

Environmentally safe and recyclable.

Phenolic

Molded of high-quality phenolic resin. A very hard wheel, it is highly shock resistant and offers excellent load carrying characteristics. Recommended for heavy loads.

(Lubricated by a zerk axle when equipped with a roller bearing.)

Steel

Semi-steel wheel is constructed of top grade cast iron with steel added for extra strength. A zerk fitting is installed in the wheel hub. Recommended for very heavy use where floor protection is not a consideration.

Polyurethane

Urethane elastomer tread, molded and bonded to a steel center. A zerk fitting is installed in the wheel hub. Floor protective, particularly recommended for heavy loads and rough floor conditions.